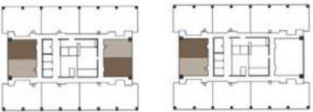
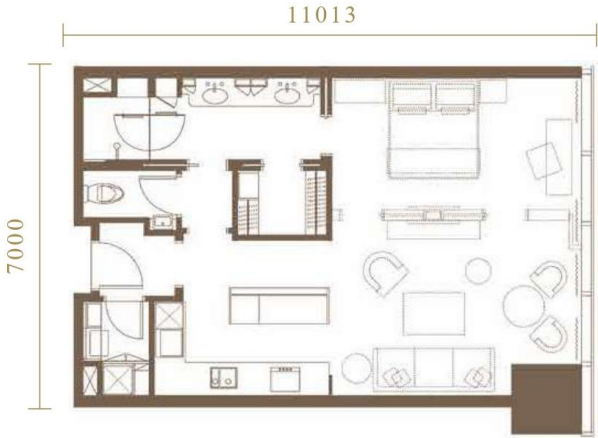




# STUDIO UNIT

TYPE:      BUILT-UP AREA:

SA      820 sq. ft.

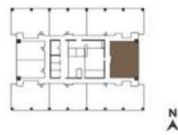


LEVEL 23 - 28    LEVEL 29



## ONE BEDROOM

TYPE: **1B**  
BUILT-UP AREA: **1,648** sq. ft.



LEVEL 29 - 46

## TWO BEDROOM

TYPE: **2A**  
BUILT-UP AREA: **2,408** sq. ft.



LEVEL 23 - 46